

Submitting to DASH 2023 Instructions, Sep 18 2023 Sandy Antunes on behalf of the DASH Committee

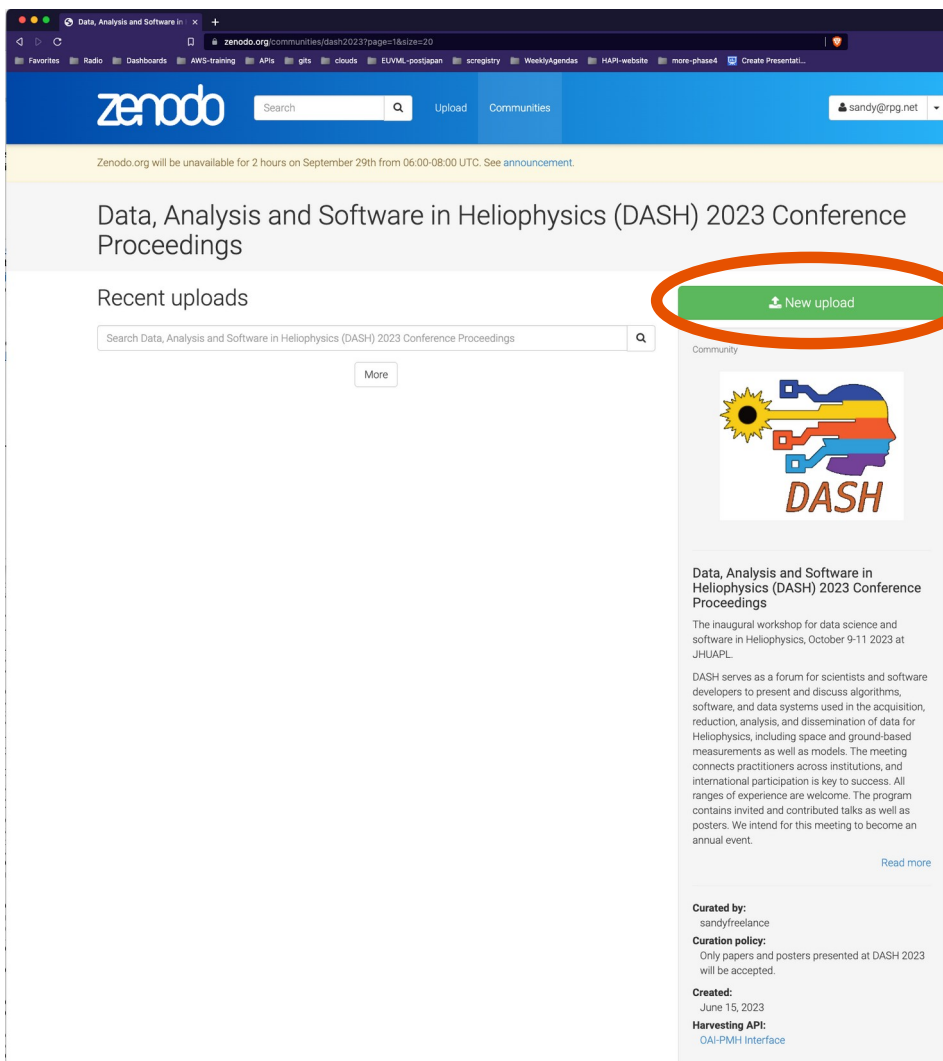
Submitting to DASH requires using Zenodo and submitting to the DASH Collection. This is a one-page form where you will cut-and-paste your title and abstract, add your authors, and upload your document.

By using Zenodo to submit to the DASH Collection, you will both be completing the mandatory submission of your talk/poster to the conference, but also minting a citable DOI.

1) Go to: ***https://zenodo.org/communities/dash2023***

2) Click on 'New upload'

Note: if you click 'New upload' and do not yet have a Zenodo account, it will prompt you to create one.



Submitting to DASH 2023 (con't)

3) Upload your PowerPoint or PDE of your Poster or Talk Slides (note-- we only accept .pptx, or .pdf formats)

4) Select 'Poster' or 'Presentation', as appropriate

The screenshot shows the Zenodo 'New upload' interface. At the top, there's a navigation bar with the Zenodo logo, a search bar, and links for 'Upload' and 'Communities'. Below this is a yellow banner with a notice: 'Zenodo.org will be unavailable for 2 hours on September 29th from 06:00-08:00 UTC. See announcement.' The main content area is titled 'New upload' and includes a 'Delete' button, 'Save' and 'Publish' buttons, and a title field containing 'Data, Analysis and Software in Heliophysics (DASH) 2023 Conference Proceedings'. Below the title are instructions and a 'Files' section with a 'Choose files' button and a 'Start upload' button. A large orange arrow points to the 'Choose files' button. The 'Communities' section shows a search bar and a dropdown menu with the selected community: 'Data, Analysis and Software in Heliophysics (DASH) 2023 Conference Proceedings'. Another large orange arrow points to this community selection. The 'Upload type' section shows a row of icons for different file types: Publication, Poster, Presentation, Dataset, Image, Video/Audio, Software, Lesson, Physical object, Workflow, and Other. Two large orange arrows point to the 'Poster' and 'Presentation' options, which are currently selected with radio buttons.

Submitting to DASH 2023 (con't)

5) Click on 'Start Upload', wait until it finishes

The screenshot shows the Zenodo 'New upload' interface. At the top, there's a navigation bar with the Zenodo logo, a search bar, and user information for 'sandy@rpg.net'. Below the navigation bar, a yellow banner indicates a 2-hour downtime on September 29th. The main content area is titled 'New upload' and includes a 'Delete' button, 'Save' and 'Publish' buttons, and instructions for uploading. A table lists the file 'HelloCloud-MultiCloud.pdf' (3.3 MB). The 'Start upload' button is circled in orange with an arrow pointing to it. Below the file table, there's a 'Communities' section with a search bar and a dropdown menu showing 'Data, Analysis and Software in Heliophysics (DASH) 2023 Conferen...'. The 'Upload type' section has radio buttons for various file types, with 'Publication' selected. The 'Basic information' section has a 'Digital Object Identifier' field with the value 'e.g. 10.1234/foo.bar' and a 'Reserve DOI' button.

zenodo.org/deposit/8356582

zenodo Search Upload Communities sandy@rpg.net

Zenodo.org will be unavailable for 2 hours on September 29th from 06:00-08:00 UTC. See announcement.

Delete Save Publish

New upload

Data, Analysis and Software in Heliophysics (DASH) 2023 Conference Proceedings

Instructions: (i) Upload minimum one file and fill-in required fields (marked with a red star). (ii) Press "Save" to save your upload for editing later. (iii) When ready, press "Publish" to finalize and make your upload public.

Files


Filename (1 files)	Size	Progress	Delete
HelloCloud-MultiCloud.pdf	3.3 MB		<input type="button" value="Delete"/>

Note: File addition, removal or modification are not allowed after you have published your upload. This is because a Digital Object Identifier (DOI) is registered with [DataCite](#) for each upload.
(minimum 1 file required, max 50 GB per dataset - [contact us](#) for larger datasets)
If you're experiencing issues with uploading larger files, read our [FAQ section](#) on file upload issues.

Communities

Specify communities which you wish your upload to appear in. The owner of the community will be notified, and can either accept or reject your request. Please make sure your record complies with the content policy of the communities you add; reported abuse will be followed by account inactivation.

Start typing a community name...



Data, Analysis and Software in Heliophysics (DASH) 2023 Conferen...

Upload type

Publication Poster Presentation Dataset Image Video/Audio Software Lesson Physical object Workflow Other

Basic information

Digital Object Identifier

Optional. Did your publisher already assign a DOI to your upload? If not, leave the field empty and we will register a new DOI for you. A DOI allows others to easily and unambiguously cite your upload. Please note that it is NOT possible to edit a Zenodo DOI once it has been registered by us, while it is always possible to edit a custom DOI.

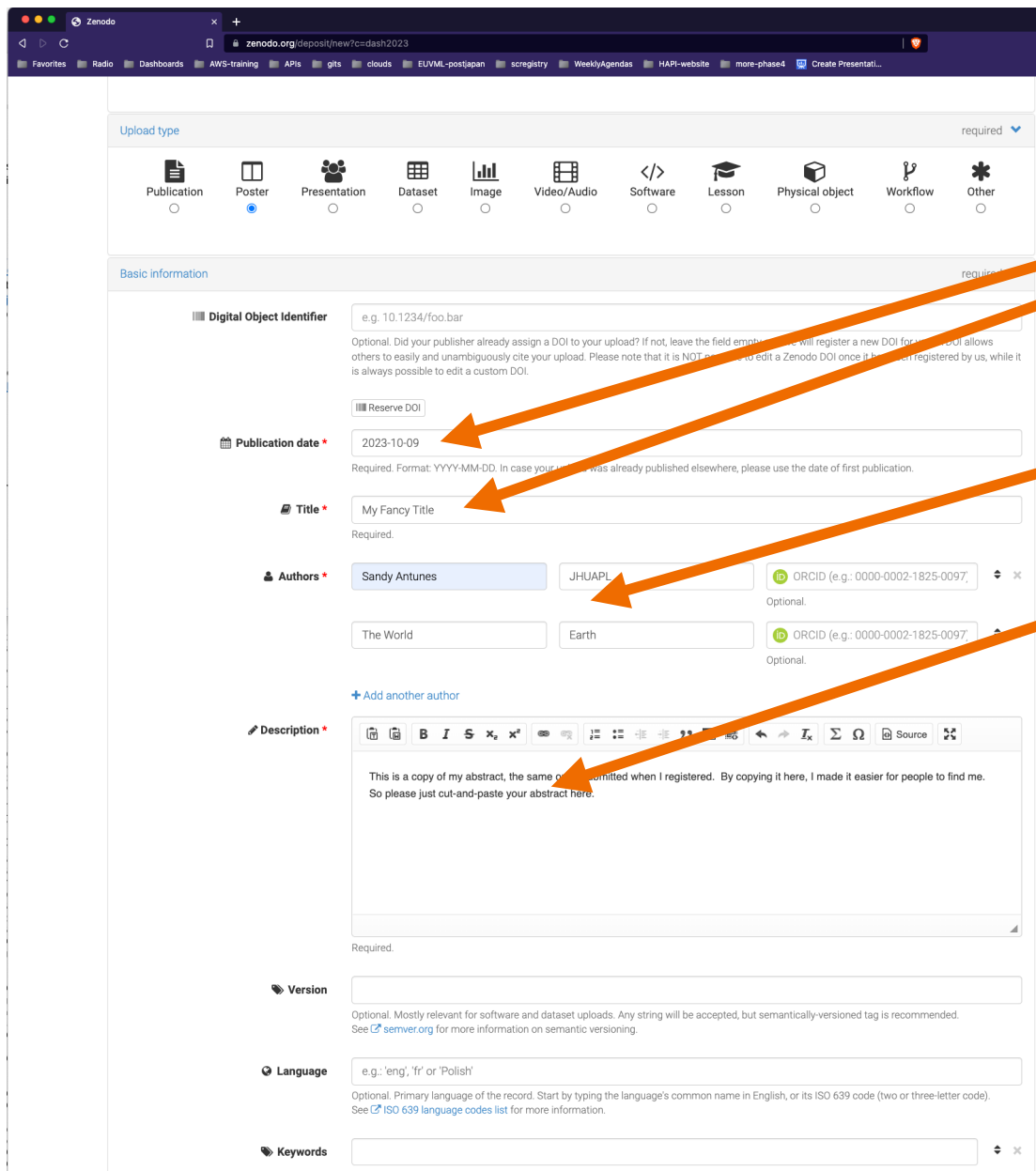
Submitting to DASH 2023 (con't)

6) Fill in the PUBLICATION DATE as '**2023-10-09**' (date of DASH).

7) Type in your TITLE of your poster/presentation.

8) Add yourself and all co-authors.

9) cut-and-paste your original submitted Abstract into the DESCRIPTION box



The screenshot shows the Zenodo upload form for DASH 2023. The form is divided into sections: Upload type, Basic information, and Description. The 'Basic information' section includes fields for Digital Object Identifier, Publication date, Title, Authors, and Version. The 'Description' section includes a text area for the abstract. Orange arrows point to the 'Publication date', 'Title', 'Authors', and 'Description' fields, indicating where to enter the required information.

Upload type required

Publication Poster Presentation Dataset Image Video/Audio Software Lesson Physical object Workflow Other

Basic information required

Digital Object Identifier e.g. 10.1234/foo.bar
Optional. Did your publisher already assign a DOI to your upload? If not, leave the field empty. We will register a new DOI for you. A DOI allows others to easily and unambiguously cite your upload. Please note that it is NOT possible to edit a Zenodo DOI once it has been registered by us, while it is always possible to edit a custom DOI.

Publication date * 2023-10-09
Required. Format: YYYY-MM-DD. In case your work was already published elsewhere, please use the date of first publication.

Title * My Fancy Title
Required.

Authors * Sandy Antunes JHUAPL
Optional. ORCID (e.g.: 0000-0002-1825-0097)
The World Earth
Optional. ORCID (e.g.: 0000-0002-1825-0097)

Description *
This is a copy of my abstract, the same one I submitted when I registered. By copying it here, I made it easier for people to find me. So please just cut-and-paste your abstract here.

Version
Optional. Mostly relevant for software and dataset uploads. Any string will be accepted, but semantically-versioned tag is recommended. See semver.org for more information on semantic versioning.

Language e.g.: 'eng', 'fr' or 'Polish'
Optional. Primary language of the record. Start by typing the language's common name in English, or its ISO 639 code (two or three-letter code). See [ISO 639 language codes list](https://iso639.org) for more information.

Keywords

Submitting to DASH 2023 (con't)

10) Optional, add 'keywords' to improve searchability within Zenodo

11) Keep 'Access right' as "Open Access" and 'License' as 'Creative Commons Attribution 4.0 International' (unless you are required by your institution or grant to do otherwise).

12) All other fields on this page are optional.

Optional. Primary language of the record. Start by typing the language's common name in English, or its ISO 639 code (two letters). See [ISO 639 language codes list](#) for more information.

Keywords ✕

[+ Add another keyword](#)

Additional notes

Optional.

License required ▼

Access right *

- Open Access
- Embargoed Access
- Restricted Access
- Closed Access

Required. Open access uploads have considerably higher visibility on Zenodo.

License *

Required. Selected license applies to all of your files displayed on the top of the form. If you want to upload some of your files under different licenses, please do so in separate uploads. If you cannot find the license you're looking for, include a relevant LICENSE file in your record and choose one of the *Other* licenses available (*Other (Open)*, *Other (Attribution)*, etc.). The supported licenses in the list are harvested from [opendefinition.org](#) and [spdx.org](#). If you think that a license is missing from the list, please [contact us](#).

Funding recommended ▼

Zenodo is integrated into reporting lines for research funded by the European Commission via [OpenAIRE](#). Specify grants which have funded your research, and we will let your funding agency know!

Grants ✕

Optional. OpenAIRE-supported projects only. For other funding acknowledgements, please use the *Additional Notes* field.
Note: a human Zenodo curator will need to validate your upload - you may experience a delay before it is available in OpenAIRE.

[+ Add another grant](#)

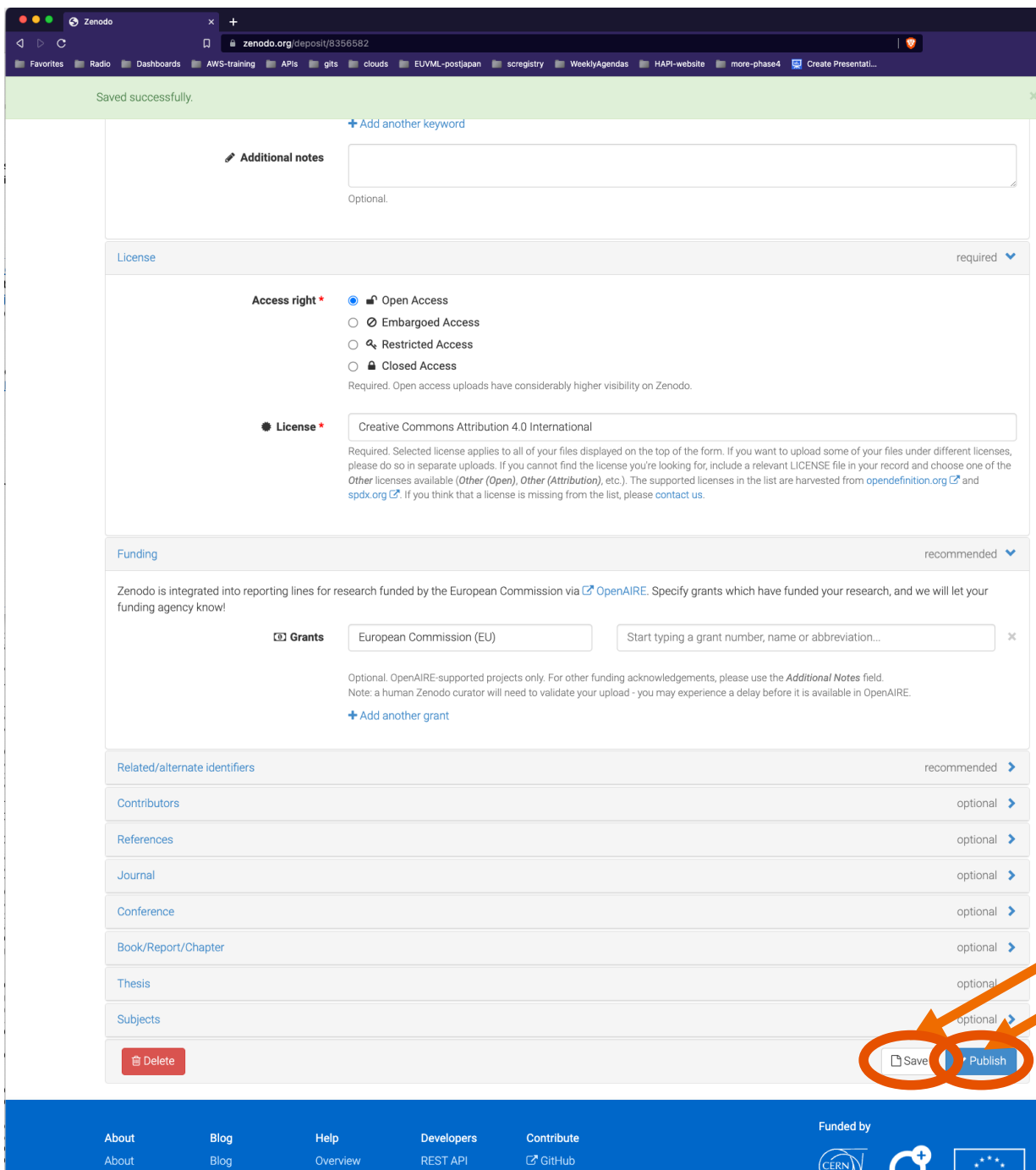
Related/alternate identifiers recommended ▶

- [Contributors](#) optional ▶
- [References](#) optional ▶
- [Journal](#) optional ▶
- [Conference](#) optional ▶
- [Book/Report/Chapter](#) optional ▶
- [Thesis](#) optional ▶
- [Subjects](#) optional ▶

Submitting to DASH 2023 (con't)

13) Click on 'Save'

14) Once happy, click on 'Publish'. WHEN YOU HIT PUBLISH, a DOI WILL BE CREATED! You can edit the metadata after publishing and upload a new document, but new uploads will mint a new DOI. Please publish final versions only if possible.



Saved successfully.

[+ Add another keyword](#)

Additional notes
Optional.

License required [▼](#)

Access right *

- Open Access
- Embargoed Access
- Restricted Access
- Closed Access

Required. Open access uploads have considerably higher visibility on Zenodo.

License *

Required. Selected license applies to all of your files displayed on the top of the form. If you want to upload some of your files under different licenses, please do so in separate uploads. If you cannot find the license you're looking for, include a relevant LICENSE file in your record and choose one of the [Other](#) licenses available ([Other \(Open\)](#), [Other \(Attribution\)](#), etc.). The supported licenses in the list are harvested from [opendefinition.org](#) and [spdx.org](#). If you think that a license is missing from the list, please [contact us](#).

Funding recommended [▼](#)

Zenodo is integrated into reporting lines for research funded by the European Commission via [OpenAIRE](#). Specify grants which have funded your research, and we will let your funding agency know!

Grants

Optional. OpenAIRE-supported projects only. For other funding acknowledgements, please use the **Additional Notes** field.
Note: a human Zenodo curator will need to validate your upload - you may experience a delay before it is available in OpenAIRE.

[+ Add another grant](#)




Related/alternate identifiers recommended [▶](#)

- Contributors** optional [▶](#)
- References** optional [▶](#)
- Journal** optional [▶](#)
- Conference** optional [▶](#)
- Book/Report/Chapter** optional [▶](#)
- Thesis** optional [▶](#)
- Subjects** optional [▶](#)

Funded by

About Blog Help Developers Contribute

About Blog Overview REST API GitHub

Submitting to DASH 2023 (con't)

15) Your submission is complete.

Note that your submission will not appear in the DASH collection until approved by the committee, who will officially approve submissions on Oct 23rd 2023 (1 week after DASH) so that people have time to update their metadata if needed.

The screenshot shows a Zenodo record page for a submission titled "HelioCloud Sept 2023 Update" by Sandy Antunes. The page includes a search bar, navigation links, and a status bar indicating a 2-hour unavailability on September 29th. The main content area features the title, author information, a description, and a preview of a PDF document. The document title is "Helio Cloud data and infrastructure for open science" and lists authors: Sandy Antunes, Chris Jeschke, Nick Lenzi, Peter Shumate, Jon Vandegriff, and Brian Thomas & NASA/GSFC HDRL team. The document is dated Sept, 2023 and is hosted at heliocloud.org. The page also displays statistics (0 views, 0 downloads), indexing information (OpenAIRE), publication date (October 9, 2023), DOI (10.5281/zenodo.8356582), license (Creative Commons Attribution 4.0 International), and a list of versions (Version 1, Oct 9, 2023). There are no citations listed.

October 9, 2023 Poster Open Access Edit New version

HelioCloud Sept 2023 Update

Sandy Antunes; The World

This is a copy of my abstract, the same one I submitted when I registered. By copying it here, I made it easier for people to find me. So please just cut-and-paste your abstract here.

Preview

Page: 1 of 24 - Automatic Zoom+

Helio Cloud data and infrastructure for open science

Sandy Antunes, Chris Jeschke, Nick Lenzi, Peter Shumate, Jon Vandegriff
+ Brian Thomas & NASA/GSFC HDRL team
Sept, 2023

heliocloud.org

Files (3.3 MB)

Name	Size	Preview	Download
HelioCloud-MultiCloud.pdf	3.3 MB	<input type="checkbox"/>	<input type="checkbox"/>

md5:d8f61e0012b75c4884978f94080b71ca

Citations (0)

Show only: Literature (0) Dataset (0) Software (0) Unknown (0)

Citations to this version

No citations.

Indexed in

OpenAIRE

Publication date: October 9, 2023

DOI: DOI: 10.5281/zenodo.8356582

License (for files): [Creative Commons Attribution 4.0 International](#)

Versions

Version	Date
Version 1	Oct 9, 2023

10.5281/zenodo.8356582

Cite all versions? You can cite all versions by using the DOI 10.5281/zenodo.8356581. This DOI represents all versions, and will always resolve to the latest one. [Read more.](#)

Share

Cite as

Sandy Antunes, & The World. (2023). HelioCloud Sept 2023 Update. Zenodo.
<https://doi.org/10.5281/zenodo.8356582>

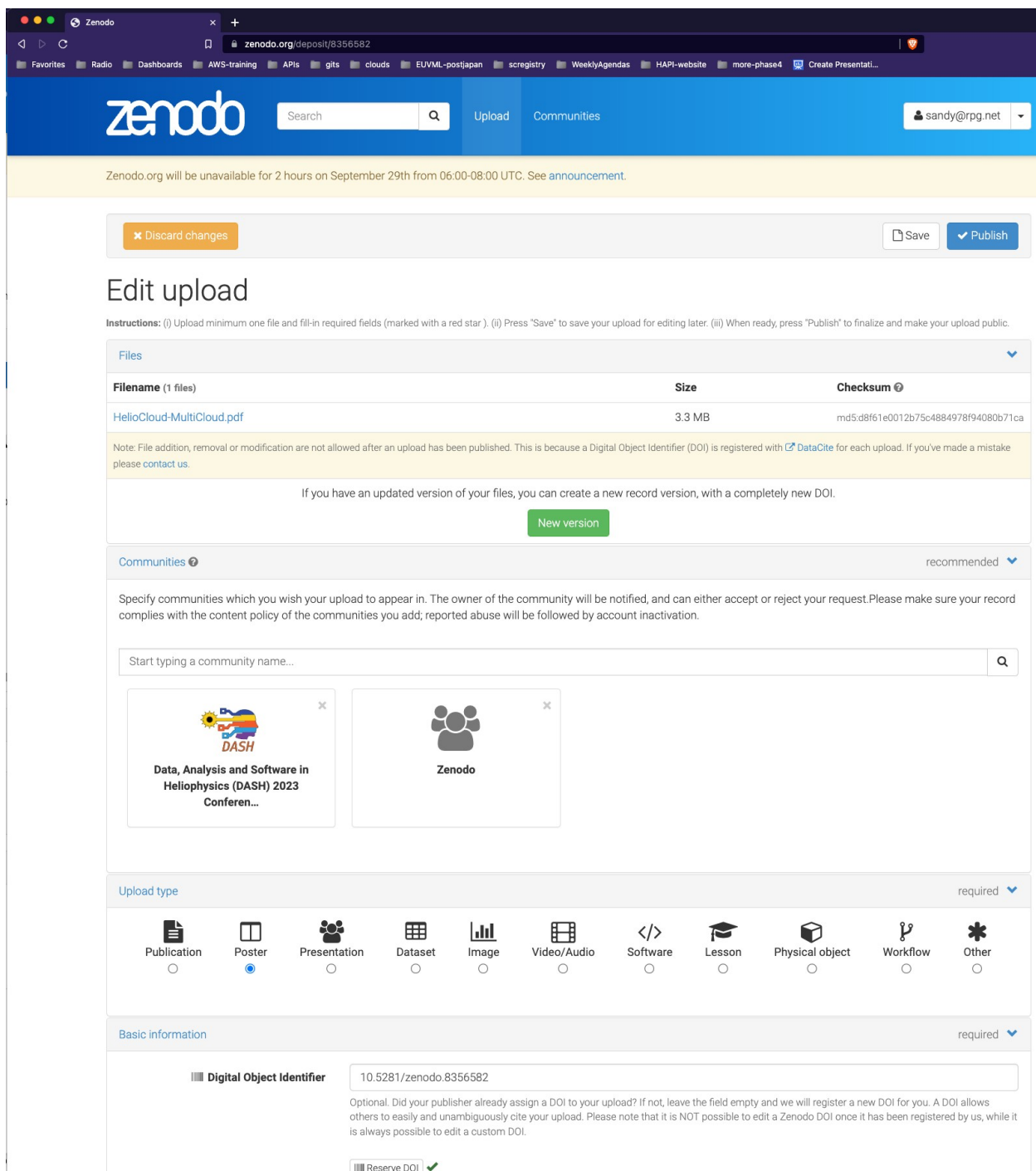
Start typing a citation style...

Export

[BibTeX](#) [CSL](#) [DataCite](#) [Dublin Core](#) [DCAT](#)
[ISND](#) [ISND-D](#) [CepISND](#) [MARCXML](#)

Submitting to DASH 2023 (concluded)

16) (Optional) You can later edit the metadata, but note that uploading a new version of the file will create a new DOI.



zenodo

zenodo.org/deposit/8356582

Search Upload Communities

sandy@rpg.net

Zenodo.org will be unavailable for 2 hours on September 29th from 06:00-08:00 UTC. See announcement.

Discard changes Save Publish

Edit upload

Instructions: (i) Upload minimum one file and fill-in required fields (marked with a red star). (ii) Press "Save" to save your upload for editing later. (iii) When ready, press "Publish" to finalize and make your upload public.

Filename (1 files)	Size	Checksum
HelioCloud-MultiCloud.pdf	3.3 MB	md5:d8f61e0012b75c4884978f94080b71ca

Note: File addition, removal or modification are not allowed after an upload has been published. This is because a Digital Object Identifier (DOI) is registered with DataCite for each upload. If you've made a mistake please contact us.

If you have an updated version of your files, you can create a new record version, with a completely new DOI.

New version

Communities recommended

Specify communities which you wish your upload to appear in. The owner of the community will be notified, and can either accept or reject your request. Please make sure your record complies with the content policy of the communities you add; reported abuse will be followed by account inactivation.

Start typing a community name...

- Data, Analysis and Software in Heliophysics (DASH) 2023 Conferen...
- Zenodo

Upload type required

- Publication
- Poster
- Presentation
- Dataset
- Image
- Video/Audio
- Software
- Lesson
- Physical object
- Workflow
- Other

Basic information required

Digital Object Identifier 10.5281/zenodo.8356582

Optional. Did your publisher already assign a DOI to your upload? If not, leave the field empty and we will register a new DOI for you. A DOI allows others to easily and unambiguously cite your upload. Please note that it is NOT possible to edit a Zenodo DOI once it has been registered by us, while it is always possible to edit a custom DOI.

Reserve DOI